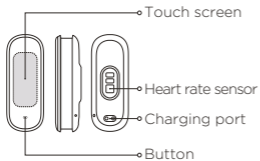




Amazfit Band 5 User Manual

Please read this manual carefully before using the product, and please retain the user manual.

Product Introduction



a Band body



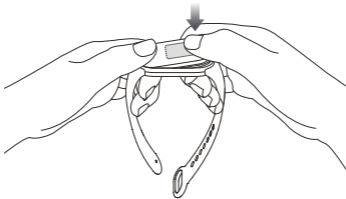
b Strap



c Charging cable

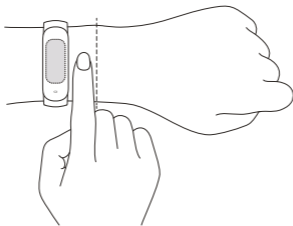
Installation

1. Insert one end of the band body into the slot on the strap with the outer face of the strap turned upward.
2. Press your thumb firmly against the other end, so that the entire band body is inserted into the slot on the strap and locks firmly into place.



Wearing

1. Wear the band with a distance of one finger away from the wrist bone, and adjust the strap so that it fits comfortably.



2. To achieve optimal measurement results for the heart rate sensor, the back of the band should be in contact with the skin. Wear the band correctly, not too tight or too loose, and leave enough space for the skin to breathe. The strap can be tightened during exercise and loosened afterwards.



Too loose

When the band moves easily up and down the arm or the sensor cannot read the heart rate, try to tighten the strap slightly.



Just right

The band should fit snugly on your wrist.

Connecting the Band

1. The Amazfit Band 5 can connect to the Zepp App. For the latest version of the Zepp App, scan the QR code below or download and install in Google Play or the Apple App Store.



Zepp App QR code
(Android 5.0, iOS 10.0 or later)

2. Log in to Zepp App, select the option to pair the band, and follow the prompts in the connection wizard. When the band vibrates and the pairing prompt is displayed on the screen, tap the button to complete pairing.

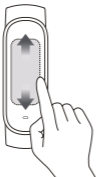
Note: Ensure that Bluetooth is enabled on your mobile phone. When connecting the band, keep the band close to your mobile phone.

Usage

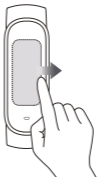
Once the band is paired, it begins recording and analyzing your exercise, nightly sleep, and other information.

Tap the button to activate the screen. Swipe up or down to view different information such as PAI (personal activity intelligence), exercise data, and heart rate measurement.

Swipe up/down to switch between functions

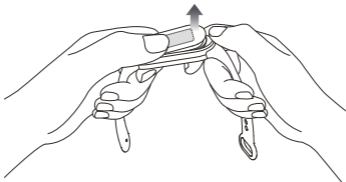


Swipe right to go back to the previous page



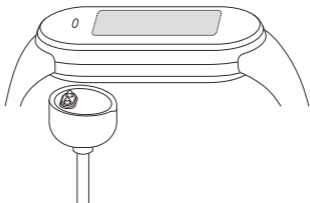
Disassembly

Take off the band, hold both ends of the strap firmly, and pull the strap so that a small gap appears between the band body and the slot on each end of the strap. Use your finger to push the band body from the front of the strap.



Charging

When the band indicates that the battery is low, promptly charge it.



Precautions

1. When using the band to measure heart rate or blood-oxygen saturation, keep your wrist still during the measurement process.
2. The Amazfit Band 5 has a water resistance rating of 5ATM. You can wear the band when taking a shower or swimming in pools or shallow water. However, do not wear the band while using a sauna or diving.
3. The touch button and touch screen of the band do not support underwater operation. When the band gets wet, dry the band with a soft cloth before use.
4. In daily use, avoid wearing the band too tightly. Keep the contact area of the band dry and clean the strap regularly with water.
5. If symptoms such as redness and swelling are experienced at the contact area with the skin, stop using the band immediately and consult a doctor.

Basic parameters

Product name: Amazfit Band 5

Model: A2005

Band body dimensions: 47.2 mm x 18.5 mm x 12.4 mm

Strap material: Thermoplastic elastomer

Strap clasp material: Aluminum alloy

Adjustable length: 162 mm-235 mm

System requirements: Android 5.0 or iOS 10.0 or later

Battery: 125 mAh Battery type: Li-polymer battery

Input voltage: 5.0 VDC Input current: 250 mA MAX

Water resistance rating: 5ATM

Working Temperature: 0°C-45°C

Maximum output: < 20 mW

Bluetooth frequency: 2402 MHz-2480 MHz

Wireless connectivity: Bluetooth 5.0 BLE



The Bluetooth® word mark and logos are registered trademarks owned by Bluetooth SIG, Inc. and any use of such marks by Anhui Huami Information Technology Co., Ltd. is under license. Other trademarks and trade names are those of their respective owners.

Warranty Policy

Amazfit products are provided with a 1-year warranty period from the date of your purchase in compliance with local consumer laws of the country or region where you are located.

Battery Safety

1. This product is equipped with a non-removable built-in battery. Do not replace the battery by yourself to avoid damage to the battery or the product. The battery may only be replaced at an officially authorized service center.
2. Do not throw the battery into a fire, as this will cause the battery to catch fire and explode.
3. Dispose of batteries according to local regulations. Do not dispose of batteries as household waste.

Repair and Maintenance

1. Avoid using detergents such as soap, hand sanitizer, or bath foam for cleaning to prevent chemical residues irritating the skin, corroding the device, or degrading the water resistance of the product.
2. Keep the product and your skin clean and dry to maximize comfort and prevent damage to the product over time. This is especially important after exercise or after contact with liquids such as sweat, soap, sunscreen, and lotions that may irritate the skin.
3. After wearing the device while bathing (for devices that support bathing), swimming (for devices that support swimming), or sweating, please promptly clean and dry the device.
4. When using light-colored watch straps, avoid contact with dark clothing to prevent color staining.
5. Do not wear your band during snorkeling, hot showers, hot springs, saunas (steam rooms), diving, underwater diving, water skiing, and other activities involving high-speed water currents.
6. Avoid using the device in high-speed water sports scenarios such as diving and water skiing.

Regulatory Notice

This device complies with part 15 of the FCC Rules. Operation is subject to the following two conditions:

1. This device may not cause harmful interference, and
2. This device must accept any interference received, including interference that may cause undesired operation.

FCC ID: 2AC8UA2005

IC:21806-A2005

CAN ICES-003 (B)/NMB-003(B)

Any changes or modifications not expressly approved by the party responsible for compliance could void the user's authority to operate the equipment.

Note:

This equipment has been tested and found to comply with the limits for a Class B digital device, pursuant to part 15 of the FCC Rules. These limits are designed to provide reasonable protection against harmful interference in a residential installation. This equipment generates, uses and can radiate radio frequency energy and, if not installed and used in accordance with the instructions, may cause harmful interference to radio communications. However, there is no guarantee that interference will not occur in a particular installation. If this equipment does cause harmful interference to radio or television reception, which can be determined by turning the equipment off and on, the user is encouraged to try to correct the interference by one or more of the following measures:

-
- Reorient or relocate the receiving antenna.
 - Increase the separation between the device and receiver.
 - Connect the device into an outlet on a circuit different from that to which the receiver is connected.
 - Consult the dealer or an experienced radio/TV technician for help.

This device contains licence-exempt transmitter(s)/receiver(s) that comply with Innovation, Science and Economic Development Canada's licence-exempt RSS(s). Operation is subject to the following two conditions:

1. This device may not cause interference.
2. This device must accept any interference, including interference that may cause undesired operation of the device.



Disposal and Recycling Information



All products bearing this symbol are waste electrical and electronic equipment (WEEE as in directive 2012/19/EU) which should not be mixed with unsorted household waste. Instead, you should protect human health and the environment by handing over your waste equipment to a designated collection point for the recycling of waste electrical and electronic equipment, appointed by the government or local authorities. Correct disposal and recycling will help prevent potential negative consequences to the environment and human health. Please contact the installer or local authorities for more information about the location as well as terms and conditions of such collection points.

Certifications and Safety Approvals



Hereby, Anhui Huami Information Technology Co., Ltd., declares that the radio equipment type A2005 is in compliance with Directive 2014/53/EU. The full text of the EU declaration of conformity is available at the following internet address: <http://en.amazfit.com/support.html>



Hereby, Anhui Huami Information Technology Co., Ltd. declares that the radio device type A2005 is in compliance with Radio Equipment Regulations 2017 (S.I. 2017/1206). The full text of the UK declaration of conformity is available at the following internet address: <http://en.amazfit.com/support.html>

For regulatory information, product certification, and compliance logos related to the Amazfit Band 5, please go to Regulatory on your Amazfit Band 5.

Notice

1. This manual is formulated based on existing information. In the principle of continuous improvement and development, the company reserves the right to change product specifications and functions, and to modify and improve any content for any product described in this document.
2. The contents of this manual are provided based on the condition of the product at the time of manufacture. Unless otherwise specified by applicable law, no warranty of any kind, either express or implied, is made as to the accuracy, reliability, or content of the document. Therefore, any claims based on the data, graphics, or text descriptions in this manual will be rejected.
3. This product is not a medical device. The data and information provided are for reference only.
4. If you disassemble the casing of this product without authorization, the product's warranty will be invalidated.

-
5. The pictures in the manual are intended to guide the user's operations and are for reference only. Please refer to the actual product for details.
 6. Please use the specific straps refer to the manufacture, do not use any straps which are not been authorized by the manufacture.

Website: en.amazfit.com

Technical support: support.amazfit.com

E-mail: support@amazfit.com